



Expanding the limits of photopolymer additive manufacturing

CKM™

## CONTINUOUS KINETIC MIXING MODULE

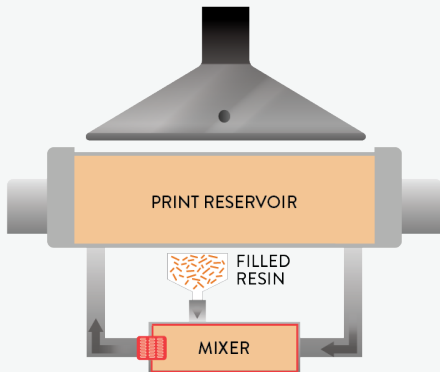
### KEY FEATURES:

- Maintains uniform suspension
- Wide range of fibers and particles
- Supports high viscosity material
- Heating to 80 Deg C

### 3D PRINTING WITH FUNCTIONAL ADDITIVES

Reinforcing fiber and particles have enhanced material properties in traditional plastic manufacturing processes for decades. Fortify now brings this proven approach to additive manufacturing. CKM enables printing of photopolymer resins with uniformly distributed functional additives. The system ensures that particles stay in suspension instead of agglomerating or settling to the bottom of the vat.

CKM allows for an expanded processing window compared to other photopolymer DLP or SLA systems, processing much higher viscosity materials.

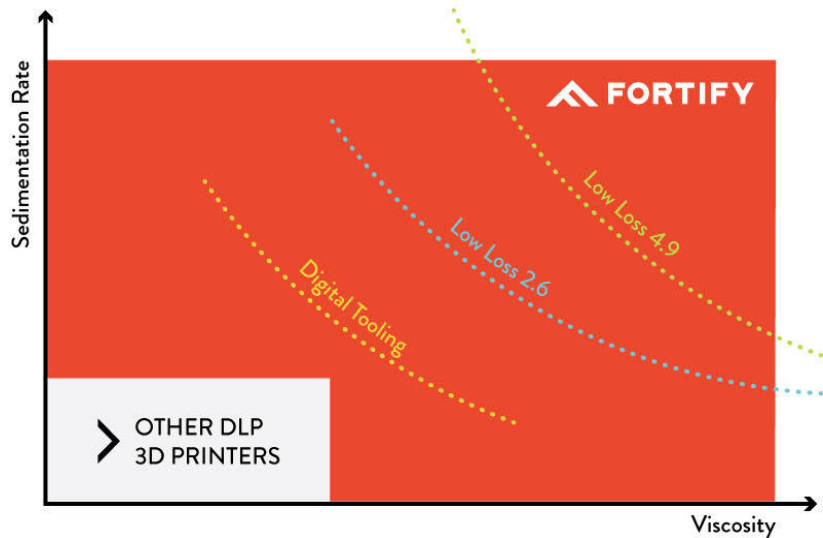


**CONTINUOUS:** Resin is circulated throughout the printing process

**KINETIC:** Mixing energy is tuned for each material

**MIXING:** Ensuring uniform distribution

### CKM ENABLES PRINTING OF HIGH-VALUE MATERIALS



### ENHANCED MATERIAL PROPERTIES

Additives incorporated by CKM enhance mechanical performance (strength, stiffness, toughness, wear, and heat deflection temperature) as well as thermal and electrical properties (conductance and dielectric strength). Fortify combines the scalability, resolution, and surface quality of photopolymers with the performance expectations of traditional high performance polymers.


**FIBER ALIGNMENT:** Fortify can enhance material properties even further by aligning reinforcing fibers throughout printed parts. Learn more about our Fluxprint™ magnetic alignment module at [www.3DFortify.com](http://www.3DFortify.com)

## CKM™ VERIFICATION

Fortify verifies the uniformity of additives distributed in printed parts by analyzing samples taken from different regions of the part. Our testing includes:

- TGA (thermogravimetric analysis) to confirm percentage concentrations of organic content.
- SEM (Scanning Electron Microscopy) to show different particle count and type.
- Optical Microscopy, to confirm visual composite uniformity.

Results throughout the part are confirmed within an acceptable range.



Sample gear 3D printed using CKM technology

**FORTIFY**

WHAT'S IN YOUR RESIN?

Discuss your material challenges with our engineering team today.

510 Rutherford Ave, Suite 1, Boston, MA 02129  
sales@3dfortify.com / www.3dfortify.com

RevB / Apr2021

